

## DELTA 8000 TA BUS & RF

EN Zone thermostat for Underfloor heating



Instructions for use

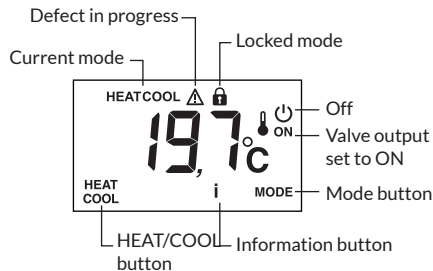
## TECHNICAL CHARACTERISTICS

- Power supply by the bus, 24V
- Bus Input/output 2 wires
- Class III insulation
- Surface-mounted or on flush-mounting box
- Dimensions: 81 x 88 x 21 mm
- Degree of protection: IP 30
- Operating temperature: 0 to +40°C
- Storage temperature: -10 to +70°C
- Installation in an environment with normal pollution levels

## CONTENTS

1/ Description	12
2/ Use	14
2.1 Waking up the screen	14
2.2 Setting temperature settings	14
2.3 Locking down settings	15
3/ Help	17

## 1/ DESCRIPTION



**HEAT/COOL button:** appears in OFF mode, if the thermostat is 'Master' and according to the system's configuration. Press and hold the button to switch from one mode to another.

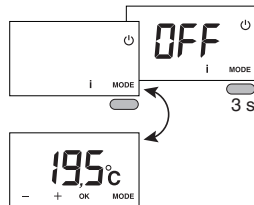
**MODE button:** Toggles from OFF to ON mode. If a 'Master' thermostat is used, press 3 seconds.

**i button:** tap the button repeatedly to display the temperature values (setting or measured) and any defects.

**ON valve output:** this display is only available if it has been configured (CF04 = 1).

**Controlled mode:** 'OFF' is displayed when the Shutdown mode is controlled (e.g. with a programmer or Master thermostat) or if it is a Master thermostat.

**HEAT or COOL mode:** is displayed for the Heat/Cool production type (reversible heat pump).



## 2.1 WAKING UP THE SCREEN

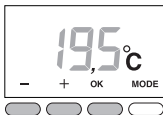
The screen goes to 'Sleep' after a 10-second time-out period (if CF11=0).

To wake it up, press any button.

## 2.2 SETTING TEMPERATURE SETTINGS


Press + or - to set the value.

Press OK to confirm.



## 2.3 LOCKING DOWN SETTINGS


Press and hold the 'i' button for 5 seconds.

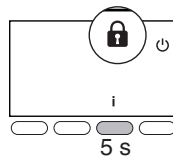
The  symbol appears.


Release.

In this mode:

- settings are deactivated,
- only the temperature display is authorised.

To unlock, press and hold the  button for 5 seconds.



When a defect is detected on the system, the symbol  flashes on the thermostat display. Press 'i' to display the type of defect.

## ERROR MESSAGES

E-32	Address error. Several products were assigned to the same output (CF20).
E-33	Thermostat internal sensor shorted.
E-34	Thermostat internal sensor cut off.



[www.deltadore.com](http://www.deltadore.com)

09/18



2704575 Rev.02