


SONOFF
ZBDongle-E
User manual V1.1



Zigbee 3.0 USB Dongle Plus

[CN](#) > [JP](#) > [EN](#) > [DE](#) > [FR](#) > [IT](#) > [PL](#) > [SV](#) >
[NL](#) > [ES](#) > [PT](#) > [RU](#)

产品介绍
製品紹介
Product introduction
Produkteinführung
Présentation du produit
Introduzione al prodotto
Wprowadzenie do Produktu
Introdução do produto
Product introduction
Produktintroduktion
Product introduction
Introducción del producto
Introdução do produto
Описание продукции

SONOFF Zigbee 3.0 USB Dongle Plus 預刷了 Zigbee 协调器固件，插入电脑/树莓派，在开设备智能家居平台如 Home Assistant, openHAB 等作为 Zigbee 协调器使用。当然，还可以重复固件，用作路由扩展网络范围。

SONOFF Zigbee 3.0 USB Dongle Plus は、Zigbee コーディネーターファームウェアが事前にフラッシュされています。コンピュータ/Raspberry Pi に接続すると、Home Assistant, openHAB などのスマートホームオープンソースプラットフォームでこれを Zigbee コーディネーターとして使用できます。また、ファームウェアを再フラッシュしてルーターとして使用することで、ネットワーク範囲を拡張することもできます。

SONOFF Zigbee 3.0 USB Dongle Plus is pre-flashed with Zigbee coordinator firmware. Plug it into the computer / Raspberry Pi, you can use it as a Zigbee coordinator in smart home open source platforms such as Home Assistant, openHAB, etc. Also, you can reflash the firmware and use it as a router to extend the network range.

Der SONOFF Zigbee 3.0 USB Dongle Plus ist mit Zigbee-Koordinator-Firmware vorgeflashed. Verbinden Sie ihn mit dem Computer/Raspberry Pi. Sie können Sie ihn als Zigbee-Koordinator in Smart Home Open Source Plattformen, wie z.B., Home Assistant, openHAB, etc., verwenden. Außerdem können Sie die Firmware neu flashen und es als Router verwenden, um die Netzwerkreichweite zu erweitern.

1

SONOFF Zigbee 3.0 USB Dongle Plus est pré-chargée avec le micrologiciel coordonnateur Zigbee. Branchez-le à l'ordinateur / Raspberry Pi, vous pouvez l'utiliser comme un coordonnateur Zigbee dans les plates-formes open source de la maison intelligente tels que Home Assistant, openHAB, etc. Vous pouvez également reflasher le firmware et l'utiliser comme un routeur afin d'étendre la portée du réseau.

SONOFF Zigbee 3.0 USB Dongle Plus est un firmware pré-configuré avec le logiciel de coordination Zigbee. Branchez-le à l'ordinateur / Raspberry Pi, vous pouvez l'utiliser comme un coordonnateur Zigbee dans les plateformes open source pour smart home type Home Assistant, openHAB, etc. Ensuite, vous pouvez reflasher le firmware et l'utiliser comme routeur pour étendre le champ de la zone.

SONOFF Zigbee 3.0 USB Dongle Plus jest fabrycznie wyposażony w oprogramowanie układowe koordynatora Zigbee. Podłącz go do komputera/Raspberry Pi; można go używać jako koordynatora Zigbee w inteligentnych platformach otwartego źródła, takich jak Home Assistant, openHAB, itp.; również, można zmodyfikować oprogramowanie sprzętowe i używać go jako routera, aby rozszerzyć zakres sieci.

SONOFF Zigbee 3.0 USB Dongle Plus är förflinad med Zigbee-köordinatörens firmware. Anslut den till datorn / Raspberry Pi, du kan använda den som en Zigbee-köordinator i intelligenta plattformar med öppen källkod som Home Assistant, openHAB, etc. Dessutom kan du starta om firmware och använda den som en router för att utöka räckvidden för nätverket.

DE SONOFF Zigbee 3.0 USB Dongle Plus is voorgeflashed met de firmware van de Zigbee-coördinator. Sluit het aan op de computer / Raspberry Pi, je kunt het gebruiken als een Zigbee-coördinator in intelligente open source-platforms zoals Home Assistant, openHAB, enz. Bovendien kunt u de firmware opnieuw opstarten en gebruiken als router om het bereik van het netwerk uit te breiden.

SONOFF Zigbee 3.0 USB Dongle Plus viene con el firmware de coordinador Zigbee. Enchílelo a la computadora/ Raspberry Pi, puede usarlo como un coordinador Zigbee en plataformas de código abierto inteligentes del hogar como ser Home Assistant, openHAB, etc. También, puede reinstalar el firmware y usarlo como router para extender el rango de red.

2

SONOFF Zigbee 3.0 USB Dongle Plus é pré-flashado com o firmware do coordenador Zigbee. Conecte-o ao computador/Raspberry Pi, você pode usá-lo como coordenador Zigbee em plataformas de código aberto de casa inteligente, como Home Assistant, openHAB, etc. Além disso, você pode atualizar o firmware e usá-lo como um roteador para estender o alcance da rede.

SONOFF Zigbee 3.0 USB Dongle Plus предварительно поставлена прошивка координатора Zigbee. Подключите его к компьютеру/Raspberry Pi, Вы можете использовать его в качестве координатора Zigbee в умных домашних платформах с открытым исходным кодом, например, Home Assistant, openHAB и др. Также Вы можете повторно поставить прошивку и использовать его в качестве роутера, чтобы расширить сетевой диапазон.

安装天线
アンテナ設置
Antenna Installation
Antenneninstallation
Installation de l'antenne
Installazione dell'antenna
Instalación de Antena
Installation av Antenn
Instalatie van de Antenne
Instalación de la antena
Instalação da antena
Установка антенны





3



LIKE IT!
Glad to know you are satisfied with SONOFF products.
It would mean a lot to us if you can take a minute to share your buying experience.

 Share it on Amazon
   Share it on your social media
 Share it with your friends and family

Get the latest news by following us:
New arrival Promotion
How-to videos

HAVE A PROBLEM?
We are so sorry for the inconvenience caused by the product. Please contact us for help via the email address below.


 support@itead.cc
 We will get back to you as soon as possible.

 YouTube
 facebook

支持众多设备
幅広いデバイスに対応
Supports a wide range of devices
Es unterstützt eine breite Palette von Geräten
Prise en charge d'un large éventail de dispositifs
Supporta una ampia scelta di dispositivi
Obsługuje szeroka gamę urządzeń
Stöder ett brett utbud av enheter
Ondersteunt een breed scala aan apparaten
Compatible con un gran rango de dispositivos
Supporta uma ampla gama de dispositivos
Поддерживает большое число устройств



4

更多教程
さらに詳しいチュートリアル
More Detailed Tutorials
Ausführlichere Anleitungen
Tutoriels plus détaillés
Szczegółowe Przewodniki
Mer Detaljierede Själstudier
Mer Gedetailleerde Handleidingen
Tutoriales más detallados
Tutoriais mais detalhados
Более подробные инструкции



<https://sonoff.tech/uncategorized/zigbee-3-0-usb-dongle-plus/>

扫码或输入网址观看设备使用详细教程。QR-код не сканируйте, если URL не введен в текстовое поле. Введите URL в текстовое поле и нажмите на значок QR-кода, чтобы просмотреть подробные инструкции. Scannez le code QR ou saisissez l'URL pour consulter le tutoriel détaillé. Scansiona il codice QR o inserisci l'URL per visualizzare il tutorial dettagliato. Zeskanuj kod QR lub wpisz adres URL, aby wyświetlić szczegółowy przewodnik.

5

Skanna QR-koden eller ange URL en för att se den detaljerade självstudien
Scan de QR-code of voer de URL in om de gedetailleerde handleiding te bekijken
Escane el Código QR o ingrese a URL para ver el tutorial detallado.
Digitalize o código QR ou digite o URL para ver o tutorial detalhado.
Отсканируйте QR-код или введите URL-адрес для просмотра подробных инструкций.

FCC Warning
Changes or modifications not expressly approved by the party responsible for compliance could void the user's authority to operate the equipment.
This device complies with part 15 of the FCC Rules. Operation is subject to the following two conditions: (1) This device may not cause harmful interference; and (2) this device must accept any interference received, including interference that may cause undesired operation.
FCC Radiation Exposure Statement:
This equipment complies with FCC radiation exposure limits set forth for an uncontrolled environment. This transmitter must not be co-located or operating in conjunction with any other antenna or transmitter.
Note:
This equipment has been tested and found to comply with the limits for a Class B digital device, pursuant to part 15 of the FCC Rules. These limits are designed to provide reasonable protection against harmful interference in a residential installation. This equipment generates, uses and can radiate radio frequency energy and, if not installed and used in accordance with the instructions, may cause harmful interference to radio communications. However, there is no guarantee that interference will not occur in a particular installation. If this equipment does cause harmful interference to radio or television reception, which can be determined by turning the equipment off and on, the user is encouraged to try to correct the interference by one or more of the following measures:


6

— Reorient or relocate the receiving antenna.
— Increase the separation between the equipment and receiver.
— Connect the equipment into an outlet on a circuit different from that to which the receiver is connected.
— Consult the dealer or an experienced radio/TV technician for help.

Hereby, Shenzhen Sonoff Technologies Co., Ltd. declares that the radio equipment type ZBDongle-E is in compliance with Directive 2014/53/EU. The full text of the EU declaration of conformity is available at the following internet address:
<https://sonoff.tech/usermanuals>

Technical Specification
Operation Frequency Range (MHz): 2405-2480
RF Output Power(EIRP)(dBm): 8.91
Antenna Gain(dBi): 0
Modulation Type: OQPSK

SONOFF
Shenzhen Sonoff Technologies Co., Ltd.
3F & 6F, Bldg A, No. 663, Bulong Rd, Shenzhen, Guangdong, China
ZIP code: 518000 Website: sonoff.tech

MADE IN CHINA


7

SONOFF
松诺技术

物料名称：ZBDongle-E 说明书 V1.1
材料工艺：105g铜板 四色印刷 手风琴5折页
尺寸规格：展开: 190x80mm 折后: 38x80mm
编制日期：2022.07.12
备注：