Hello, this is **Home Assistant Green**

For more information getting started,
visit green.home-assistant.io

Thanks for supporting the
Home Assistant project!

1

Connect the Ethernet cable from Home Assistant Green to your local home network router or switch.

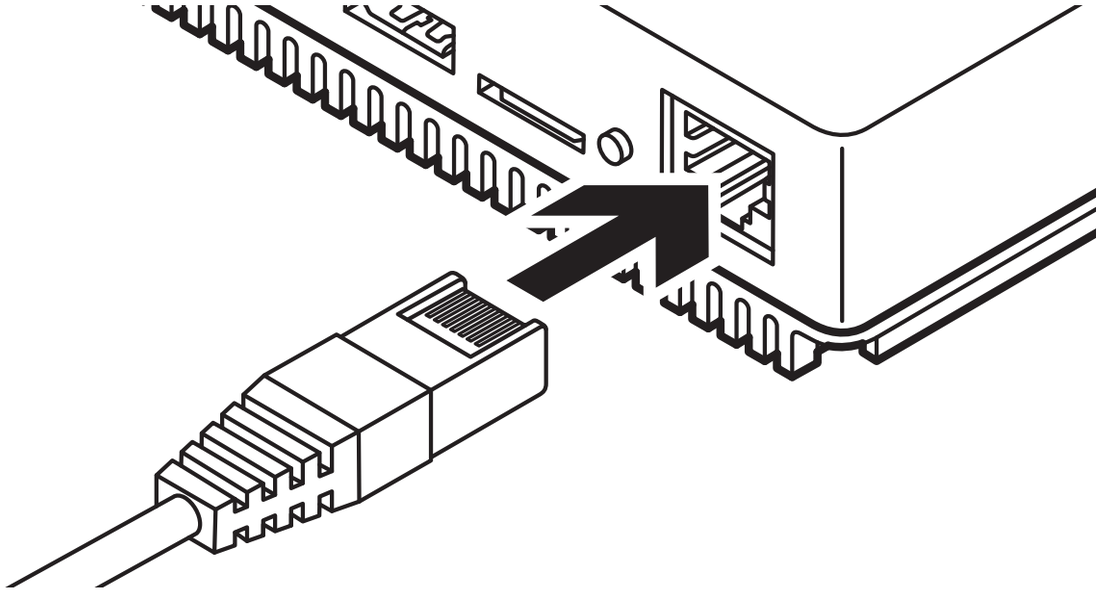

2

Plug the power supply cable into Home Assistant Green and connect it to a power outlet.

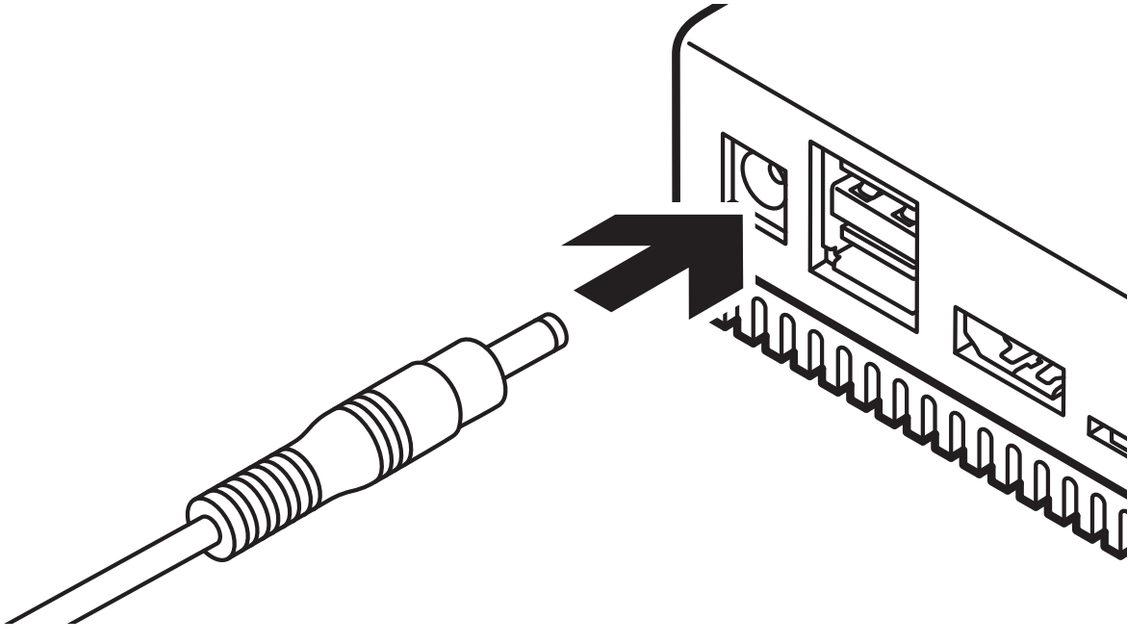

3

Wait for a few minutes until the yellow light starts blinking regularly.



4

Download the Home Assistant app on your tablet or phone, or open http://homeassistant.local:8123 in your browser.

Download on the App Store

GET IT ON Google Play

Google Play and the Google Play logo are trademarks of Google LLC.

Front



White light
Power indicator

Yellow light
System health indicator

Green light
Activity indicator

Back

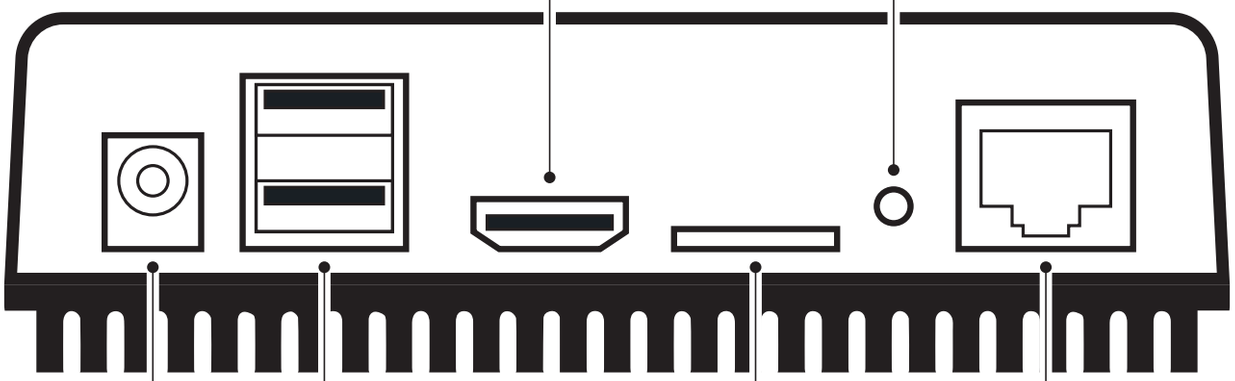

HDMI port
for diagnostic purposes only

Power off button
Press and hold for
6 seconds to shut down safely, or
12 seconds to force power off

Power supply port
12 V DC ⎓, 1 A

USB 2.0 ports ×2
for use with
Home Assistant
SkyConnect and more

MicroSD slot
for recovery
purposes only

Gigabit Ethernet port

NC-GREEN-1175-QSG v1.0-20230821